

Modus I 200

Highly efficient LED floodlight designed specifically for sport and large area lighting.

Electronic, LED control gear driving 256 LEDs at 1.55A with multiple photometric distributions. IP67, Class I protection with 15 kA Surge Protection.

Body: recyclable, stainless steel. Optic Enclosure: proprietary PMMA Weather-proof lenses. Fully reversible mounting bracket.



CE LED IP67

Technical data

Performance

Nominal Flux:	145,000 lm
Net Flux:	134,297 lm
Power Absorption:	1,320 W

Optoelectronics

LED Type:	CREE XP-G
Circuit Board:	MPCB 1.6 mm
CRI:	70 / 80 / 90
Luminous Eff Loss:	< 1% per annum
Colour Temperature:	3,000K / 4,000K / 5,000K
Lumen Maintenance L90:	63,000h
Lumen Maintenance L70:	>100,000h

Optics

Secondary Lens:	TIR Lens Array
System Treatment:	IP67, Anti-yellowing
Available optics:	S1 / S2 / S3 / E1 / FH
No of LEDs per module:	64
No of modules:	4

Luminaire Body

Structure:	Stainless Steel
Metal coating:	Powder painted
Heatsinks:	Extruded Aluminium
Bracket:	Central Bolt 20mm
Weight:	47 kg
Installation height:	25m to 60m
Installation angle:	Tilt Adjustment 360°
Dimensions:	846L x 453W x 240H mm
Windage Area:	0.141 m ²

Electronics

Voltage input range:	90-305 VAC 50-60Hz
Power Factor:	0.95
Mean time to Failure:	200,000 hrs
Dimming Function:	1-10V / DALI
Surge Protection:	15kA, IEEE C62.41.2 Location Category C High
Insulation Class:	IEC Class I
IP Rating:	IP 67
Short Circuit Protection:	Auto-recovery
Over Heat Protection:	Drops output current
Rel. Humidity Range:	0% - 94%
Operating Temp:	-40°C up to +70°C

Normative references

EN 60598-1: 2015 - Luminaires - Part 1: General requirements and tests

EN 60598-2-5: 2015 Luminaires - Part 2-5: Particular requirements - Floodlights

EN 62031: 2008 + A2:2015 - LED modules for general lighting - Safety specifications

EN 60598-2-3: 2003 + A1: 2011 - Luminaires - Part 2-3: Particular requirements - Luminaires for road and street lighting

EN 62493: 2015 Assessment of lighting equipment related to human exposure to electromagnetic fields

EN 60529: 1992 + A2: 2013 - Degrees of protection provided by enclosures (IP Code)

IEC 60068-2-52: 1996 Environmental test - Part 2: Tests - Test Kb - Salt mist cyclic (sodium chloride solutions)

EN 55015: 2013 + A1: 2015 - Limits and methods of measurement of radio disturbance characteristics of electrical lighting and similar equipment

EN 61547: 2009 - Equipment for general lighting purposes - EMC immunity requirements

EN 61000-3-2: 2014 - Electromagnetic compatibility (EMC) - Part 3-2: Limits - Limits for harmonic current emissions (equipment input current ≤ 16 A per phase)

EN 61000-3-3: 2013 - Electromagnetic compatibility (EMC) - Part 3-3: Limits - Limitation of voltage changes, voltage fluctuations and flicker in public low-voltage supply systems, for equipment with rated current ≤ 16 A per phase and not subject to conditional connection

EN 61643-11: 2012 - Low-voltage surge protective devices. Part 11: Surge protective devices connected to low-voltage power systems - Requirements and test methods

IEEE C62.41.2-2002 - Recommended practice on characterization of surges in low-voltage AC power



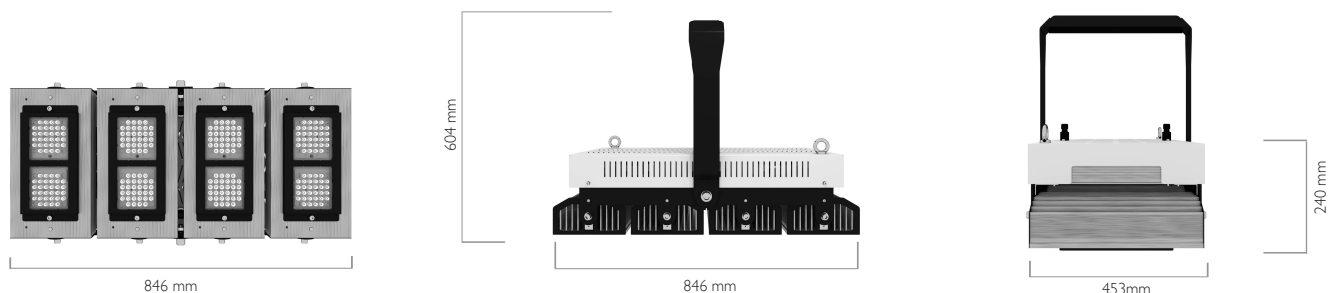
Midstream Lighting Ltd, 1 Chesham Street, London SW1X 8ND, UK
Tel +44 207 584 8310 Email info@midstreamlighting.com
www.midstreamlighting.com

ELLISCO > +64 9 570 5267
> info@ellis.co.nz
> www.ellis.co.nz



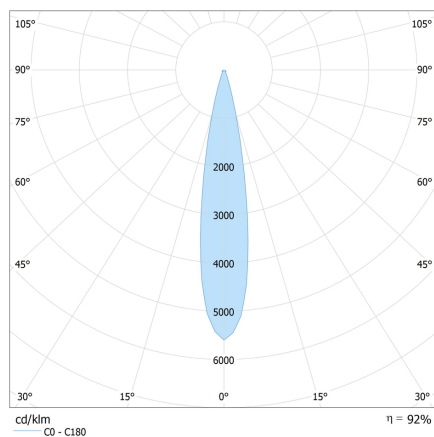
Dimensions

Modus I 200

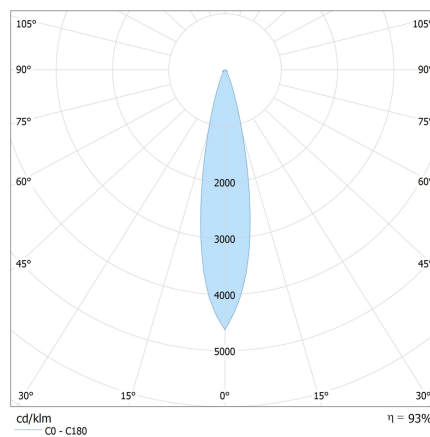


Photometrics

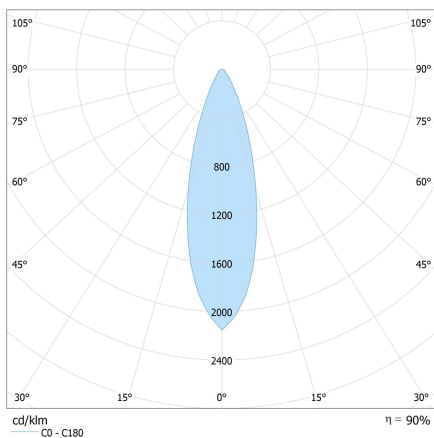
S1 (15° Symmetrical)



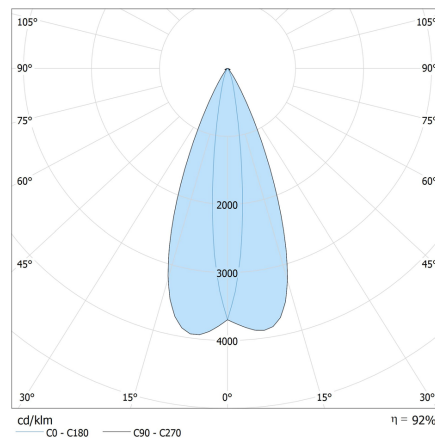
S2 (20° Symmetrical)



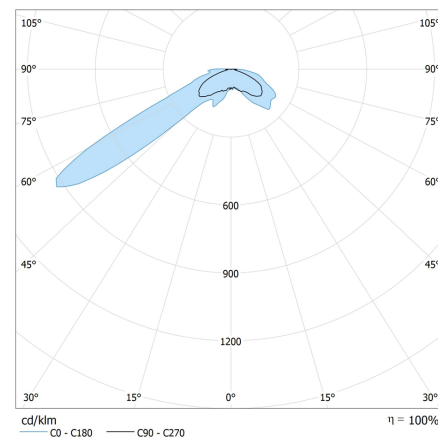
S3 (30° Symmetrical)



E1 (Elliptical)



FH (Floodlight high asymmetry)



Ordering codes

Product Family	Power	Optic	CCT	CRI	Voltage	Control system	Body Type	Bracket	Connector
M (Modus)	03	S1	A (5000K)	70	EU (120-277 AC)	I0 (1-10V)	T (Standard)	T (Flood)	00 (Standard)
	06	S2	B (4000K)	80	US (347-480 AC)	DA (DALI)	H (High Heat)	S (Suspension)	02 (Ext IP68 Connector)
	09	S3	C (3000K)	90	CA (100-240 AC)	CW (Custom Wireless)		C (Short)	
	12	E1	D (5700K)		XC (Custom)	CL (Custom Line)		P (Pole)	
		FH							

Example: M-12-S1-A-70-EU-10-T-T-02

Note: Specifications are subject to change without notice



Midstream Lighting Ltd, 1 Chesham Street, London SW1X 8ND, UK
Tel +44 207 584 8310 Email info@midstreamlighting.com
www.midstreamlighting.com

