

Natural Ventilation by Monodraught



Windcatcher® Classic

Square

The WINDCATCHER classic is an energy free Natural Ventilation system encompassing the benefits of both top-down and passive stack ventilation. The system consists of an external louvre protected internally by Trilayer Weather Protection and is internally divided. The simple, but effective design of the system provides fresh air during the daytime as well as night-time cooling. When coupled with Monodraught's iNvent 2 control system (or similar BMS), and operated under Monodraught proven strategy, the system is capable of providing temperature and CO₂ demand controlled ventilation, by means of energy efficient motorised volume control dampers.

Due to the flexibility of the WINDCATCHER Classic, the system can be tailored to suit the needs of almost any area. The systems technological ability has been proven within schools, colleges, healthcare environments, commercial properties as well as many other areas.

Why Choose WINDCATCHER Classic?

Healthier

- Introduces natural ventilation within a building reducing CO₂ levels
- Creates and maintains a comfortable working environment
- Expels stale air

Cost Effective

- Not affected by rising energy costs
- No running costs for the life of the product

No Maintenance

- This means no disturbance, particularly useful in the health and education sectors

Sustainable Energy in Action

- Uses no fossil fuels
- Maximises the use of wind power and the natural stack effect of thermal buoyancy
- Night Time Cooling utilises free cooling to cool the fabric of the building

Long Term Track Record

- Monodraught have been utilising Natural Ventilation for over 40 years

Technical Details

Material

- GRP body with gel coat finish
- Trilayer weather protection

Options

- Colours: Available in any RAL or BS 4800 colour (Excludes RAL & BS metallic finishes)
- Truncated capping (to suit specified pitch)
- Modified & extended skirt arrangements (to suit specified roof pitch and alternate upstand arrangements, on request)
- Acoustic foam (25 mm, 50 mm)

Guarantee

- 10 year limited warranty

Performance

- Fire: BS 476 - 3:2004 / BS 476 - 24:1987
- Sound: BS EN 20140 - 10:1992
- Power supply range: 19.2 – 28.8 V DC.
- Running time: 150 s / 95° (for volume control damper)
- IP54 rated actuator motor
- Power consumption:

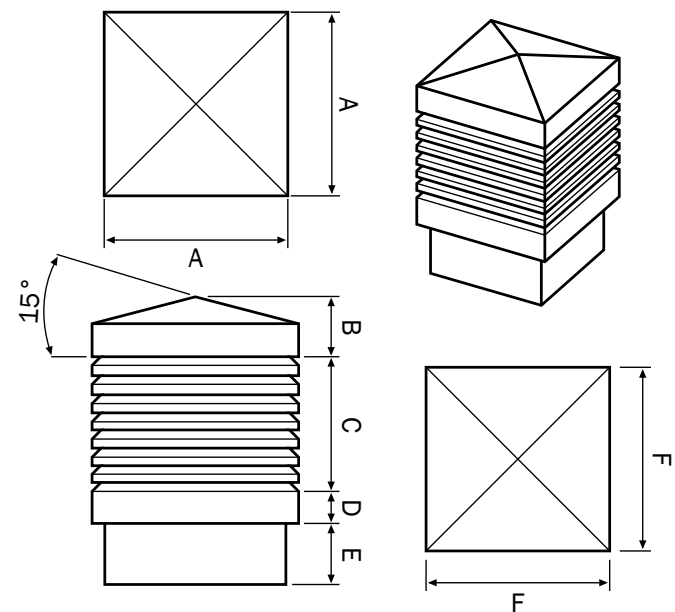
Size	At Nominal Force	At Rest	Wire Sizing
95	2 W	0.4 W	4 VA
125	2 W	0.4 W	4 VA
155	2 W	0.4 W	4 VA
185	4 W	0.8 W	8 VA

Dimensions

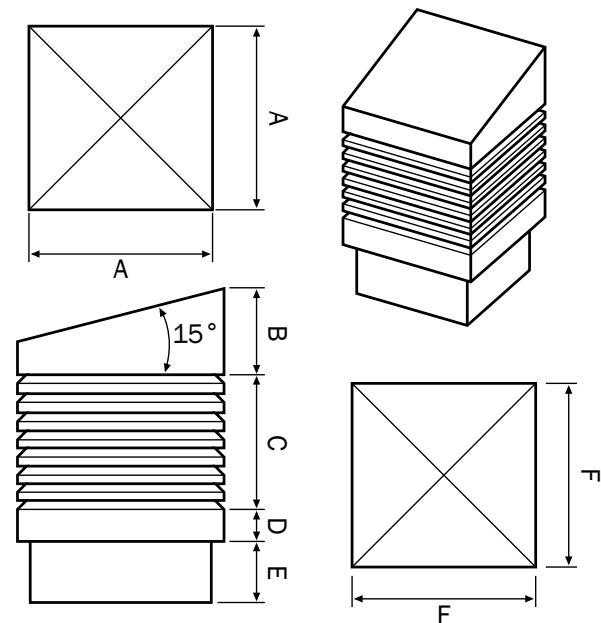
- Dim A: Capping Width
- Dim B: Capping Height
- Dim C: Louvre Height
- Dim D: Skirt Height
- Dim E: Trunk Length
- Dim F: Trunk Width
- 40 mm high louvre opening
- 70 mm louvre pitch

Product Options

• Standard Capping



• Truncated Capping



Modes of Operation

Night Time and Mid-Season Operation

The Monodraught WINDCATCHER will still continue to operate during mid-seasons, in the evenings or at weekends, when the building is unoccupied, providing all the benefits of this “free air conditioning”. The WINDCATCHER system is not dependent on openable windows or vents in the side of the building, allowing the building to remain fully secure.

This is particularly important during warmer periods. The system will continue to operate in Night Time Cooling mode utilising the cooler night time air to remove heat from the fabric of the building and cool the room ready for the next day.

Volume control dampers at the base of the system at ceiling level will precisely control the amount of airflow through the system. If the internal temperature falls below 15°C the dampers will automatically close to prevent over cooling.

Summer Operation

In the summer months, warm air will naturally rise to ceiling level and out of the system. At the same time any prevailing wind on the WINDCATCHER system carries a

supply of fresh air down into the room below, thereby slightly pressurising the building and increasing the outward flow of stale air. Perimeter windows can be utilised to aid cross flow ventilation.

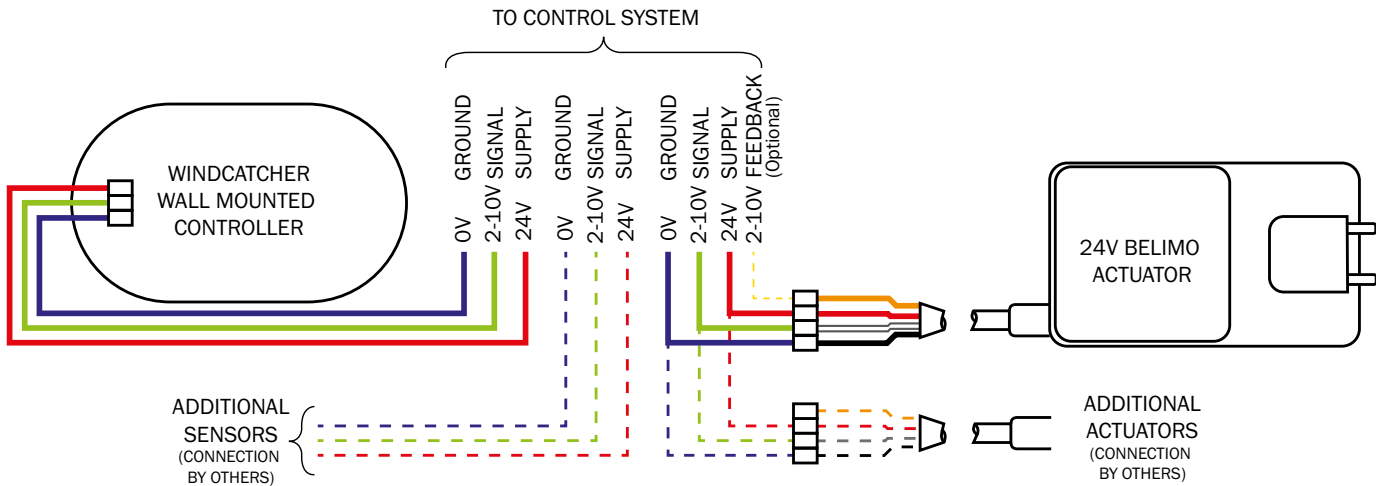
With fresh air coming in through the windows on the windward side of the building, stale air will be exhausted through the passive stack element of the WINDCATCHER system.

Winter Operation

To minimise ventilation heat loss, control is essential. Monodraught achieve this through the use of insulated (U-Value of 1.2W/m) fully modulating dampers in conjunction with our fully automatic iNVent 2 controls system which is in turn linked to internal and external temperature sensors and CO₂ sensors. This allows the systems to continuously meet occupant loading without over ventilating an area, maintaining carbon dioxide concentrations in the 1000 ppm to 1500 ppm range.

Such control can most efficiently be achieved by ensuring that the building structure is airtight and therefore Monodraught specify a damper with low leakage rates of 2.76m³/hr/m² at 50Pa static pressure.

Wiring Details



Cable Specification

3-Core Cable:

- PVC Cable
 - Farnell: 2240119
 - RS: 660-4087
 - Elec. Wholesaler: 16-2-3A
 - CSA: 0.5mm² (Stranded)
- LSZH Cable
 - Elec. Wholesaler: 1896L
 - CSA: 0.5mm² (Stranded)

4-Core Cable (Optional):

- PVC Cable
 - Farnell: 2240121
 - RS: 660-4096
 - Elec. Wholesaler: 16-2-4A
 - CSA: 0.5mm² (Stranded)
- LSZH Cable
 - Elec. Wholesaler: 1896/4L
 - CSA: 0.5mm² (Stranded)

WINDCATCHER Square System - Dimensions									
System Size	Capping Width	Capping Height	Louvre Height	Skirt Height	Trunk Length	Trunk Width	Weight	No. of Louvres	Louvre Free Area
	Dim A	Dim B	Dim C	Dim D*	Dim E*	Dim F	Kg		
95	706	245	460	150	278	600	49	7	0.196
125	906	271	600	150	278	800	74	9	0.324
155	1106	298	740	150	278	1000	155	11	0.484
185	1206	325	880	150	278	1200	157	13	0.531

*Dimension may change subject to roof construction, pitch, roof thickness, installation method and upstand requirements. All dimensions shown in mm.



Halifax House, High Wycombe
Buckinghamshire, HP12 3SE



+44 01494 897700



+44 01494 532465



www.monodraught.com



info@monodraught.com



Monodraught Ltd



@MonodraughtLtd @cool_phase



Monodraught Ltd

