

P5 & P8

The P5 is a square LED luminaire for wall and surface mounting. The P8 version completes this range allowing the products to be wall mounted whilst increasing downward intensity.

Features

- Very high efficiency (Upto 132 l/cW)
- Die-cast aluminium housing in white or black finish, with white optical assembly and clear polycarbonate lens cover.
- IP65 with formed-in-place foam gasket
- IK10 impact protection
- Ra >80, 4000 K CCT, predicted life L_{80}/B_{50} - 50K.
- Besa fixing & 20 mm side conduit entry

up to
132
l/cW



Catalogue No. (example)

	P5	/	12W	/	CF	/	WH	/	CP	/	3MI	/	840
P5	- Symmetric distribution												
P8	- Angled												
12W	- 1580 lm (4000 K) 132 l/cW												
18W	- 2190 lm (4000 K) 122 l/cW												
Control options													
	- Standard switched driver												
DIM8	- DALI driver												
MW	- Microwave Presence Detector												
LP07	- Dusk to Dawn Photocell (P5 only)												
CF/MW/PH	- Corridor function, Microwave Presence Detector & Photocell												
RC/MW	- Wireless control for 18W version with Corridor function & Microwave Presence Detector												
RC/MW/PH	- Wireless control for 18W version with Corridor function, Microwave Presence Detector & Photocell												
WH	- White housing												
BLK	- Black housing with white optical assembly												
CP	- Clear polycarbonate lens												
Optional emergency facility													
3MI	- 3 hour maintained												
3MID	- 3 hour maintained DALI addressable												
3MIET	- 3 hour maintained Self-Test (use on RC/MW & RC/MW/PH)												
840	- Ra 80, 4000 K												

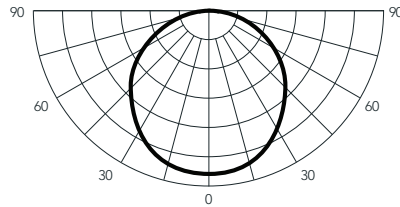
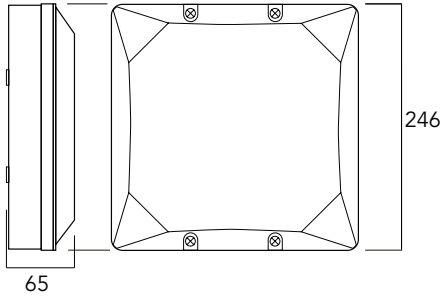
P5

ELLISCO

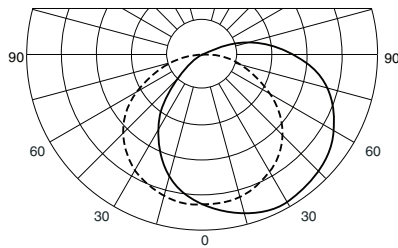
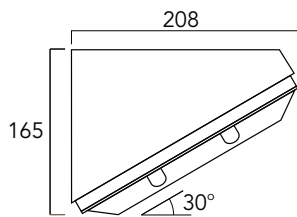
> +64 9 570 5267
> info@ellis.co.nz
> www.ellis.co.nz



P5 - White housing



P8



P8 - White housing

